



Exporting data from FFT Aspire: a help guide



V7.0

August 2018



Contents



Benchmark estimates export.....3

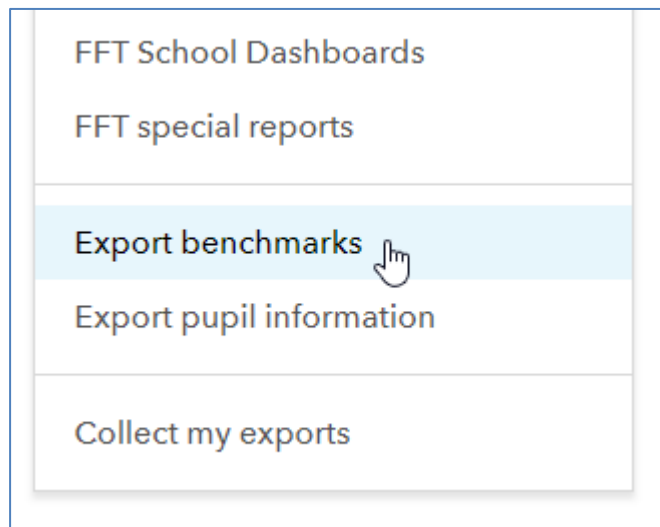
Pupil information export6

Annex 18

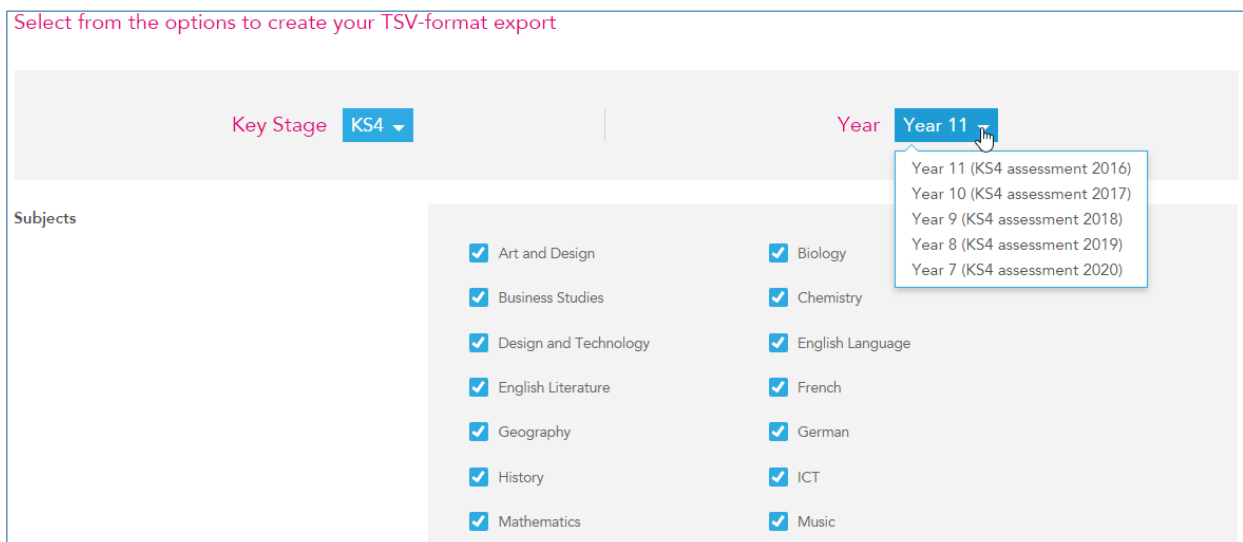
Annex 29

Benchmark estimates & pupil targets export

1. Log into FFT Aspire <https://fftaspire.org>
2. The Export function of Aspire can be accessed by clicking the arrow icon ↓ in the top right hand side of Aspire.



3. This will return a dropdown list of options. Select the 'Export benchmarks' option from the list.
4. Select the Key Stage and year group for the data you wish to export.



5. Tick the appropriate subject boxes to select the data for which the export will contain.

6. Choose the rank upon which to base the pupils' FFT benchmarks.

a. **'Use the FFT Benchmarks set by my administrator for each subject'**

Pupil benchmark grades will be set at the rank (50, 20 or 5) set by the school's FFT Aspire administrator.

b. **'Automatically set the FFT Benchmark intelligently for each subject'**

FFT Aspire will set the pupil benchmark grades at the next highest rank (50, 20 or 5) above the school's rank for each subject.

c. **'Let me set one FFT Benchmark for all subjects'**

The slider below the option can be set at a rank (50, 20 or 5) against which the pupil benchmark grades will be set.

7. Check the tick box to **'Include target grades and information'**.

Set FFT Benchmarks

Controls the level of challenge, varying the benchmark grades and chances shown.

Use the FFT Benchmarks set by my administrator for each subject

Automatically set the FFT Benchmark intelligently for each subject

Let me set one FFT Benchmark for all subjects

Include target grades and information

8. Select a grade system: FFT Aspire allows users to generate estimates using the A*-G grading system, which is being retired from 2017 – 2019, to be replaced in phases with the 9-1 grading system.

Please note that the 9-1 grading system only relates to England

Select a grade system

Choose the format for your FFT Benchmarks.

9-1
 9-1 grades

A*-G
 A*-G grades

- 9. Click the **Export** button to generate the export.
- 10. Once the export is successful, click **'Go to Collect my Exports'** or **'Export another'** to export another file prior to downloading.

Export successful

Go to Collect My Exports or **Export another**

- 11. The **'Collect my exports'** page will list all of the files available for export. Click on the required file to download.

Collect my exports

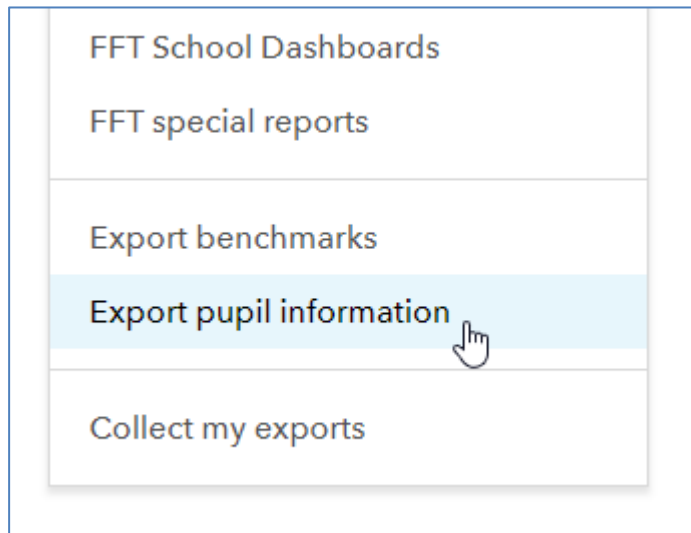
 **Benchmarks & Target Data**
[Download](#)
includes: KS4, Year 11, 1 subject, FFT50 Benchmark, 9-1 grades, target grades

- 12. The file will be created as a TSV (Tab Separated Values) file: in order to view the data, it needs to be opened in spreadsheet software e.g. Microsoft Excel.

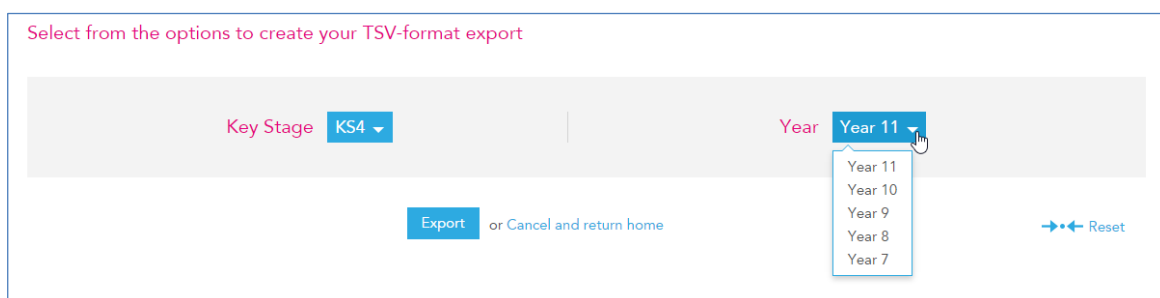
For an explanation of the TSV data file, please see Annex 1.


Pupil information export

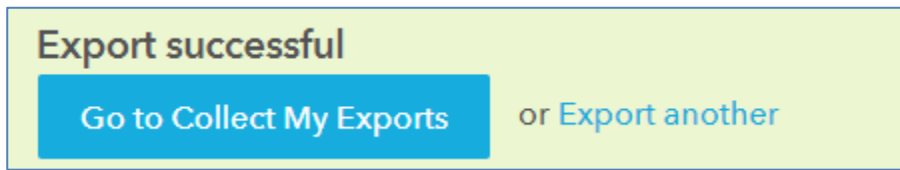
1. Login to the main Aspire site <https://fftaspire.org>
2. The Export function of Aspire can be accessed by clicking the arrow icon ↓ in the top right hand side of Aspire.



3. This will return a dropdown list of options. Select the 'Export pupil information' option from the list.
4. Select the Key Stage and year group for the data you wish to export.



5. Select the  button to generate the export.



6. Once the export is successful, click **'Go to Collect my Exports'** or **'Export another'** to export another file prior to downloading.

13. The **'Collect my exports'** page will list all of the files available for export. Click on the required file to download.

7. The file will be created as a TSV (Tab Separated Values) file: in order to view the data it needs to be opened in spreadsheet software e.g. Microsoft Excel.



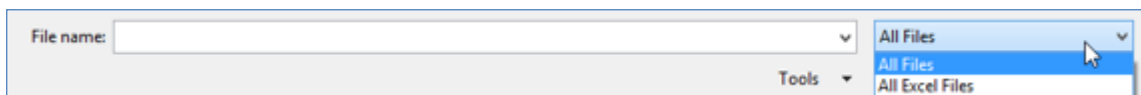
8. For an explanation of the TSV data file, please see Annex 1.

Annex 1

TSV stand for "tab-separated values" (as opposed to CSV which is "comma-separated values").

It's a file type which can be accepted by several spreadsheet-based programs, making it accessible to non-Microsoft users. As a specific example, a TSV file can be used to transfer information from a database program such as the browser-based FFT Aspire to a spreadsheet such as Microsoft Excel, Apple Numbers or spreadsheet programs provided by other developers.

1. Download an export from FFT Aspire.
2. Open a spreadsheet program (i.e. Excel).
3. Go to '**File**' > '**Open**' and search for the file. Please note, the file type will default to Excel Files and you will need to change this to '**All Files**' to see the TSV file.



4. Select the TSV file.
5. Click '**Open**'.

Annex 2

Pupil Information

Please note the information below relates to all Key Stages and will differ depending on the export and year group.

AlertLights	Number of Alerts identified in Target Setting/Student Explorer
AssessmentYearEYSP	Year in which pupil was assessed at EYSP
AssessmentYearKS1	Year in which pupil was/will be assessed at Key Stage 1
AssessmentYearKS2	Year in which pupil was/will be assessed at Key Stage 2
AssessmentYearKS4	Year in which pupil was/will be assessed at Key Stage 4
AttendanceAll	Attendance Percentage throughout all Key Stages
AttendanceKS1	Attendance Percentage during Key Stage 1
AttendanceKS2	Attendance Percentage during Key Stage 2
AttendanceKS3	Attendance Percentage during Key Stage 3
AttendanceKS4	Attendance Percentage during Key Stage 4
BelowDfeAEP	Latest attainment below DfE Age Expected Level
BelowDfeEP	Key Stage 1 - Key Stage 2 Expected Progress (2 Levels) Not Met
EYFSPCLL	Early Years Foundation Phase Communication, Language and Literacy Score
EYFSPFFTPABand	Pupils' Prior Attainment Band (Higher, Middle, Lower)
EYFSPLANG	Early Years Foundation Phase Language Score
EYFSPPLIT	Early Years Foundation Phase Literacy Score
EYFSPMAT	Early Years Foundation Phase Mathematics Score
EYFSPPercentileRank	Rank within cohort (1-100) based on EYFSP Scores
EYFSPPSE	Early Years Foundation Phase Personal, Social and Emotional Development Score
EYFSPTOT	Early Years Foundation Phase Total (17 elements)
FSM	Free School Meal Status
FSPFFTPABand	Foundation Stage Profile FFT Prior Attainment Band
Imported	Pupil was Imported into Aspire by current school
KS1ExpectedLevelMaths	Expected Progress in Mathematics from EYFSP
KS1ExpectedLevelReading	Expected Progress in Reading from EYFSP
KS1ExpectedLevelRWM	Expected Progress from EYFSP (Average of Key Stage 1 Reading, Writing and Mathematics)
KS1ExpectedLevelWriting	Expected Progress in Writing from EYFSP
KS1FFTPABand	Key Stage 1 FFT Prior Attainment Band
KS1Maths	Key Stage 1 Mathematics Sub Level
KS1MathsAchieve	EYFSP to Key Stage 1 value-added Score
KS1MathsPts	Key Stage 1 Mathematics Fine Points
KS1PercentileRank	Rank within cohort (1-100) based on Key Stage 1 Scores
KS1Reading	Key Stage 1 Reading Sub Level
KS1ReadingAchieve	EYFSP to Key Stage 1 Value-Added Score
KS1ReadingPts	Key Stage 1 Reading Fine Points
KS1RWM	Key Stage 1 Reading, Writing and Mathematics Average Sub Level

KS1RWM_Exp	Met the Expected Standard in Reading, Writing and Mathematics at Key Stage1 [1= Yes, 2= No]
KS1RWMAchieve	EYFSP to Key Stage 1 Value-Added Score
KS1RWMPts	Key Stage 1 Reading, Writing and Mathematics Average Points
KS1Science	Key Stage 1 Science Teacher Assessment
KS1ScienceAchieve	EYFSP to Key Stage 1 Value-Added Score
KS1SciencePts	Key Stage 1 Science Fine Points
KS1SpeakingListening	Key Stage 1 Speaking and Listening Teacher Assessment
KS1SpeakListenAchieve	EYFSP to Key Stage 1 value-added Score
KS1SpeakListenPts	Key Stage 1 Speaking and Listening Fine Points
KS1Writing	Key Stage 1 Writing Sub Level
KS1WritingAchieve	EYFSP to Key Stage 1 Value-Added Score
KS1WritingPts	Key Stage 1 Writing Fine Points
KS2ExpectedLevelMaths	Expected Progress in Mathematics from Key Stage 1
KS2ExpectedLevelReading	Expected Progress in Reading from Key Stage 1
KS2ExpectedLevelWriting	Expected Progress in Writing from Key Stage 1
KS2FFTPABand	Key Stage 2 FFT Prior Attainment Band
KS2GPSFG_2016	Key Stage 2 Grammar, Punctuation and Spelling Fine Grade as of 2016 Grading Reforms
KS2GPSSAchieve_2016	Key Stage 1 - Key Stage 2 Value-Added Score as of 2016 Grading Reforms
KS2GPSSS_2016	Key Stage 2 Grammar, Punctuation and Spelling Scaled Score as of 2016 Grading Reforms
KS2MATFG_2016	Key Stage 2 Mathematics Fine Grade as of 2016 Grading Reforms
KS2MathsAchieve	Key Stage 1 - Key Stage 2 Value-Added Score
KS2MathsFineLevel	Key Stage 2 Mathematics Decimalised Level
KS2MathsLevelsProgress	Levels of progress between Key Stage 1 and Key Stage 2 in Mathematics
KS2MathsPts	Key Stage 2 Mathematics Fine Points
KS2MATHSS_2016	Key Stage 2 Mathematics Scaled Score as of 2016 Grading Reforms
KS2MathsSubLevel	Key Stage 2 Mathematics Sub Level
KS2MathsTA	Key Stage 2 Mathematics Teacher Assessment
KS2MathsWholeLevel	Key Stage 2 Mathematics Level
KS2MATLEVTA_2016	Key Stage 2 Mathematics Teacher Level Assessment as of 2016 Grading Reforms
KS2PercentileRank	Rank within cohort (1-100) based on Key Stage 2 Scores
KS2READFG_2016	Key Stage 2 Reading Fine Grade as of 2016 Grading Reforms
KS2ReadingAchieve	EYFSP to Key Stage 2 Value-Added measure
KS2ReadingAchieve_2016	Key Stage 1 - Key Stage 2 Value-Added Score as of 2016 Grading Reforms
KS2ReadingFineLevel	Key Stage 2 Reading Decimalised Level
KS2ReadingLevelsProgress	Levels of progress between Key Stage 1 and Key Stage 2 in Reading
KS2ReadingPts	Key Stage 2 Reading Fine Points
KS2ReadingSubLevel	Key Stage 2 Reading Sub Level
KS2ReadingTA	Key Stage 2 Reading Teacher Assessment
KS2ReadingWholeLevel	Key Stage 2 Reading Level
KS2READLEVTA_2016	Key Stage 2 Reading Teacher Level Assessment as of 2016 Grading Reforms
KS2READSS_2016	Key Stage 2 Reading Scaled Score as of 2016 Grading Reforms
KS2RGMFG_2016	Key Stage 2 Reading, GPS and Mathematics Average Fine Grade as of 2016 Grading Reforms
KS2RGMSS_2016	Key Stage 2 Reading, GPS and Mathematics Average Scaled Score as of 2016 Grading Reforms
KS2RMSS_2016	Key Stage 2 Reading and Mathematics Average Scaled Score as of 2016 Grading Reforms

KS2RMSSAchieve_2016	Key Stage 1 - Key Stage 2 Value-Added Score as of 2016 Grading Reforms
KS2RWMAchieve	EYFSP to Key Stage 2 Value-Added Measure
KS2RWMFineLevel	Key Stage 2 Reading, Writing and Mathematics Decimalised Level
KS2RWMPts	Key Stage 2 Reading, Writing and Mathematics Average Points
KS2RWMSubLevel	Key Stage 2 Reading, Writing and Mathematics Sub Level
KS2ScienceAchieve	EYFSP to Key Stage 2 Value-Added Measure
KS2ScienceFineLevel	Key Stage 2 Science Decimalised Level
KS2SciencePts	Key Stage 2 Science Fine Points
KS2ScienceSubLevel	Key Stage 2 Science Sub Level
KS2ScienceTA	Key Stage 2 Science Teacher Assessment
KS2ScienceWholeLevel	Key Stage 2 Science Teacher Assessment
KS2SCILEVTA_2016	Key Stage 2 Science Teacher Level Assessment as of 2016 Grading Reforms
KS2WritingAchieve	EYFSP to Key Stage 2 Value-Added Measure
KS2WritingAchieve_2016	Key Stage 1 - Key Stage 2 Value-Added Score as of 2016 Grading Reforms
KS2WritingFineLevel	Key Stage 2 Writing Decimalised Level
KS2WritingLevelsProgress	Levels of progress between Key Stage 1 and Key Stage 2 in Writing
KS2WritingPts	Key Stage 2 Writing Fine Points
KS2WritingSubLevel	Key Stage 2 Sub Level
KS2WritingTA	Key Stage 2 Writing Teacher Assessment
KS2WritingWholeLevel	Key Stage 2 Writing Level
KS2WRITLEVTA_2016	Key Stage 2 Writing Teacher Level Assessment as of 2016 Grading Reforms
KS2WRITSCORE	Default Scaled Score Assigned to the Pupil Writing Teacher Assessment
LANumber	Numerical Identifier of School's LA
LowAttendance	Attendance less than 90%
LowValueAdded	Value-Added Statistically Significantly Low
MissingData	Prior Attainment Data Unavailable
OpportunityLights	Number of Opportunities identified in Target Setting/ Student Explorer
PupilDOB	Pupil's Date of Birth
PupilEAL	English as an Additional Language Identifier
PupilEALFirstLanguage	Pupil's First Language
PupilEthnicity	Ethnicity of Pupil
PupilFFTID	Pupil's Numerical Identifier within FFT Databases
PupilForename	Pupil's Forename
PupilFSM	Currently eligible for FSM
PupilFSM6	Eligible for FSM in last 6 years (Pupil Premium Calculation)
PupilFSMEver	Free School Meal Status at some point during School Career
PupilGender	Gender of Pupil
PupilSENPriNeed	Special Educational Needs during Primary Phase
PupilSENProvision	Currently identified as SEN
PupilSENSecNeed	Special Educational Needs during Secondary Phase
PupilSENType	Special Educational Needs
PupilSurname	Pupil's Surname
PupilUPN	Unique Pupil Number as per NPD
PupilYearGroup	Current National Curriculum Year Group
SchoolDfENumber	7 Digit School Identifier (LAEstab)

SchoolMoves	How many moves the pupil has had into different schools
SchoolMovesAll	Number of School Moves at all Key Stages
SchoolMovesKS1	School Moves throughout Key Stage 1
SchoolMovesKS2	School moves throughout Key Stage 2
SchoolMovesKS3	School moves throughout Key Stage 3
SchoolMovesKS4	School moves throughout Key Stage 4
SEN	Special Educational Needs Status
TimeAtKS1TestSch	Percentage of time at Key Stage 1 Assessment School
TimeAtKS2TestSch	Percentage of time at Key Stage 2 Assessment School
TimeAtKS3TestSch	Percentage of time at Key Stage 3 Assessment School
TimeAtKS4TestSch	Percentage of time at Key Stage 4 Assessment School
TimeLess40	Pupil spent less than 40% of last Key Stage at Key Stage Assessment School

Benchmarks

AboveBenchmarkChance	% chance of achieving any grades above the Benchmark Grade
BelowBenchmarkChance	% chance of achieving any grades below the Benchmark Grade
BenchmarkGrade	Most likely grade based on Level Of Challenge (Grade Chance with Highest % Representation)
DateofBirth	Pupil's Date of Birth
DfE	7 Digit School Identifier (LAEstab)
EAL	English as an Additional Language Identifier
EndOfKeyStageYear	Pupil sits end of Key Stage Assessments
EYFSLANG	EYFS Language Development Score
EYFSLIT	EYFS Literature Development Score
EYFSMAT	EYFS Mathematics Development Score
EYFSPSE	EYFS Personal, Social and Emotional Development Score
FFTID	Pupil's Numerical Identifier within FFT Databases
Forename	Pupil's Forename
FSM	Free School Meal Status
FSMEver	Free School Meal Status at some point during School Career
Gender	Gender of Pupil
GradeChanceA	Above the expected standard: Working at Greater Depth or a Higher Standard
GradeChanceN	National Expected Standard
GradeChanceW	Working Towards the Expected Standard
GradeChanceB	Below the Expected Standard
GradeChance9	% Chance of Achieving Grade 9 at Key Stage 4
GradeChance8	% Chance of Achieving Grade 8 at Key Stage 4
GradeChance7	% Chance of Achieving Grade 7 at Key Stage 4
GradeChance6	% Chance of Achieving Grade 6 at Key Stage 4
GradeChance5	% Chance of Achieving Grade 5 at Key Stage 4
GradeChance4	% Chance of Achieving Grade 4 at Key Stage 4
GradeChance3	% Chance of Achieving Grade 3 at Key Stage 4
GradeChance2	% Chance of Achieving Grade 2 at Key Stage 4
GradeChance1	% Chance of Achieving Grade 1 at Key Stage 4
GradeChanceA*	% Chance of Achieving A* at Key Stage 4
GradeChanceA	% Chance of Achieving A at Key Stage 4
GradeChanceB	% Chance of Achieving B at Key Stage 4
GradeChanceC	% Chance of Achieving C at Key Stage 4
GradeChanceD	% Chance of Achieving D at Key Stage 4
GradeChanceE	% Chance of Achieving E at Key Stage 4
GradeChanceF	% Chance of Achieving F at Key Stage 4
GradeChanceG	% Chance of Achieving G at Key Stage 4
Imported	Pupil was Imported into Aspire by the current school
KS1Maths	Key Stage1 Mathematics Sub Level
KS1Reading	Key Stage 1 Reading Sub Level
KS1RWM	Key Stage 1 Reading, Writing and Mathematics Average Sub Level
KS1RWM_Exp	Met the Expected Standard in Reading, Writing and Mathematics at Key Stage 1 [1= Yes, 2= No]
KS1Writing	Key Stage 1 Writing Sub Level

KS2APSG	Key Stage 2 Reading, Writing and Mathematics Average Point Score Fine Grade
KS2GPSFG_2016	Key Stage 2 Grammar, Punctuation and Spelling Fine Grade as of 2016 Grading Reforms
KS2GPSSS_2016	Key Stage 2 Grammar, Punctuation and Spelling Scaled Score as of 2016 Grading Reforms
KS2MATFG_2016	Key Stage 2 Mathematics Fine Grade as of 2016 Grading Reforms
KS2Maths	Key Stage 2 Mathematics Sub Level
KS2MathsFG	Key Stage 2 Mathematics Fine Grade
KS2MATHSS_2016	Key Stage 2 Mathematics Scaled Score as of 2016 Grading Reforms
KS2MathsWG	Key Stage 2 Mathematics Whole Grade
KS2MATLEVTA_2016	Key Stage 2 Mathematics Teacher Level Assessment as of 2016 Grading Reforms
KS2READFG_2016	Key Stage 2 Reading Fine Grade as of 2016 Grading Reforms
KS2Reading	Key Stage 2 Reading Sub Level
KS2ReadingFG	Key Stage 2 Reading Fine Grade
KS2ReadingWG	Key Stage 2 Reading Whole Grade
KS2READLEVTA_2016	Key Stage 2 Reading Teacher Level Assessment as of 2016 Grading Reforms
KS2READSS_2016	Key Stage 2 Reading Scaled Score as of 2016 Grading Reforms
KS2RGMFG_2016	Key Stage 2 Reading, GPS and Mathematics Average Fine Grade as of 2016 Grading Reforms
KS2RGMSS_2016	Key Stage 2 Reading, GPS and Mathematics Average Scaled Score as of 2016 Grading Reforms
KS2RMSS_2016	Key Stage 2 Reading and Mathematics Average Scaled Score as of 2016 Grading Reforms
KS2RWM	Key Stage 2 Reading, Writing and Mathematics Average Sub Level
KS2Science	Key Stage 2 Science Teacher Assessment
KS2ScienceTAFG	Key Stage 2 Science Fine Grade
KS2SCILEVTA_2016	Key Stage 2 Science Teacher Level Assessment as of 2016 Grading Reforms
KS2Writing	Key Stage 2 Writing Teacher Assessment
KS2WritingFG	Key Stage 2 Writing Fine Grade
KS2WritingWG	Key Stage 2 Writing Whole Grade
KS2WRITLEVTA_2016	Key Stage 2 Writing Teacher Level Assessment as of 2016 Grading Reforms
KS2WRITSCORE	Default Scaled Score Assigned to the Pupil Writing Teacher Assessment
KS4CappedPts	Best 8 Key Stage 4 Scores (First Entry)
KS4EngPts	Points Equivalent of Key Stage 4 English Grade
KS4MatPts	Points Equivalent of Key Stage 4 Mathematics Grade
LANumber	Numerical Identifier of School's LA
LevelOfChallenge	FFT Benchmark (Rank as per slider)
PupilPremium	Pupil is part of FSM6 Group
SEN	Special Educational Need Status
Subject	Target-Setting Subject
Surname	Pupil's Surname
TargetChance	% chance of achieving Target Grade
TargetChanceSchool	% chance of achieving Target Grade based on results at the school over the last three years
TargetGrade	Target as set by School/Teacher
TargetReviewed	Target reviewed in FFT Aspire Target-Setting Section
UPN	Unique Pupil Number as per NPD
YearGroup	Current National Curriculum Year Group